

ACCOMMODATIONS SYMBOL LEGEND

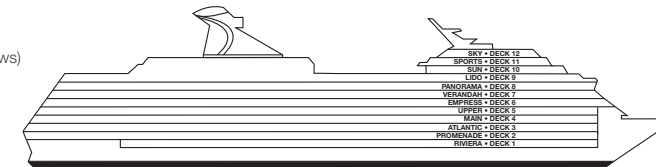
- ★ 2 Twin Beds (convert to King) and Single Sofa Bed
- 2 Twin Beds (convert to King) and 1 Upper Pullman
- ◊ 2 Twin Beds (convert to King) and 2 Upper Pullmans

- 2 Twin Beds (convert to King), Single Sofa Bed and 1 Upper Pullman
- ◁ Connecting staterooms (ideal for families and groups of friends)
- U Unisex Wheelchair Accessible Restroom


- 4K Staterooms with Picture Window instead of French Door: 4202, 4203, 4205, 4207.
  - ⊘ All accommodations are non-smoking.
- Staterooms are available that are modified for wheelchair users. Please contact Carnival Reservations Department, Guest Access Services, at 1-800-438-6744, ext. 70025, for details.

CATEGORIES


- 4A 4B 4C 4D 4E Interior
- 4K Interior with French Door (obstructed views)
- 6A Ocean View
- 7A Balcony (obstructed views)
- 8A 8B 8C 8D 8E 8F Balcony
- 8J 8K Extended Balcony
- 8M 8N Aft-View Extended Balcony
- 9A Premium Balcony (obstructed views)
- 9B Premium Balcony
- J5 Junior Suite
- O5 Ocean Suite
- V5 Vista Suite
- G5 Grand Suite



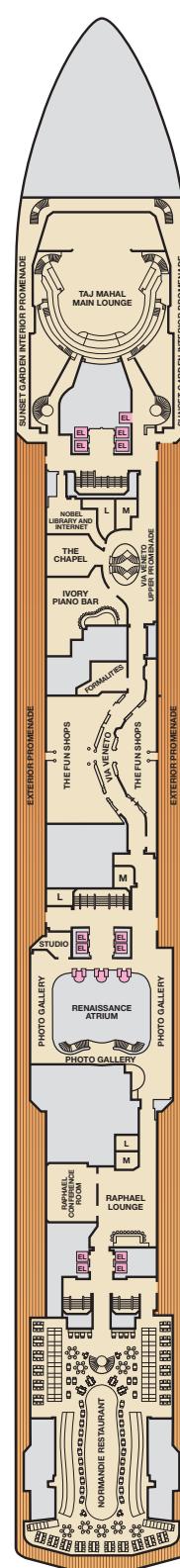
Gross Tonnage: 88,500 Length: 963 Feet Beam: 106 Feet  
 Cruising Speed: 22 Knots Guest Capacity: 2,124 (Double Occupancy)  
 Total Staff: 930 Registry: Panama



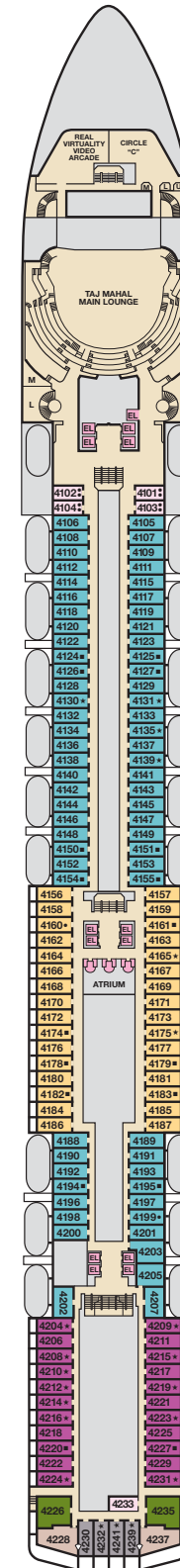
Riviera • Deck 1



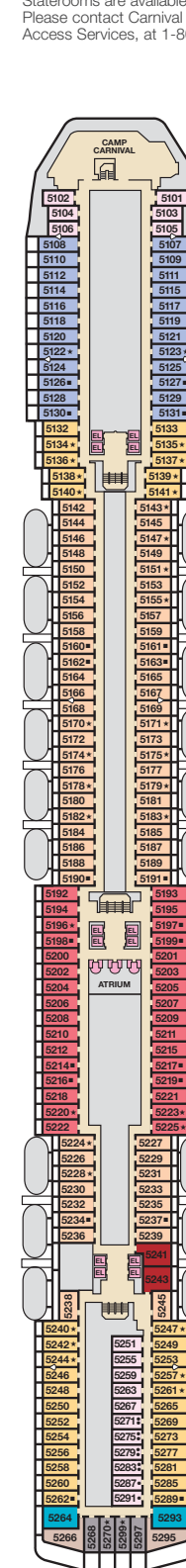
Promenade • Deck 2



Atlantic • Deck 3



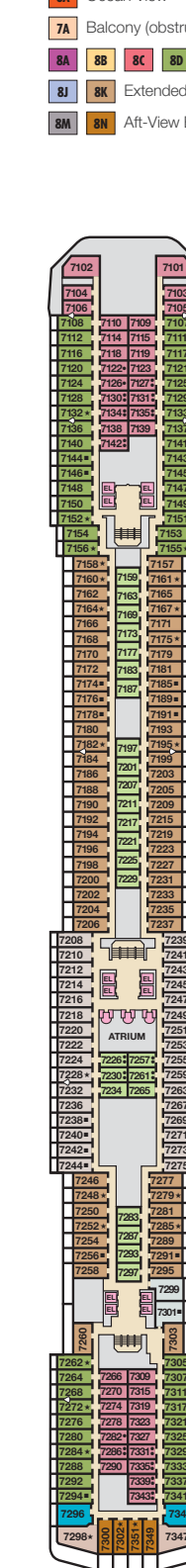
Main • Deck 4



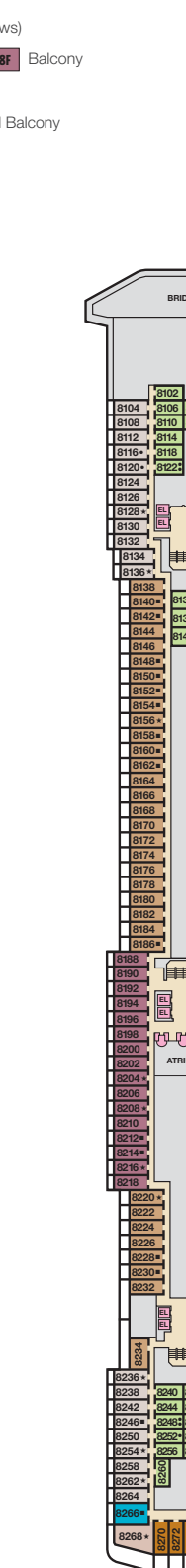
Upper • Deck 5



Empress • Deck 6



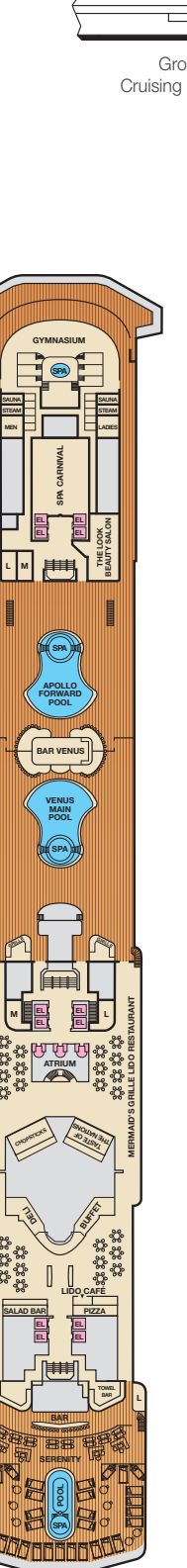
Verandah • Deck 7



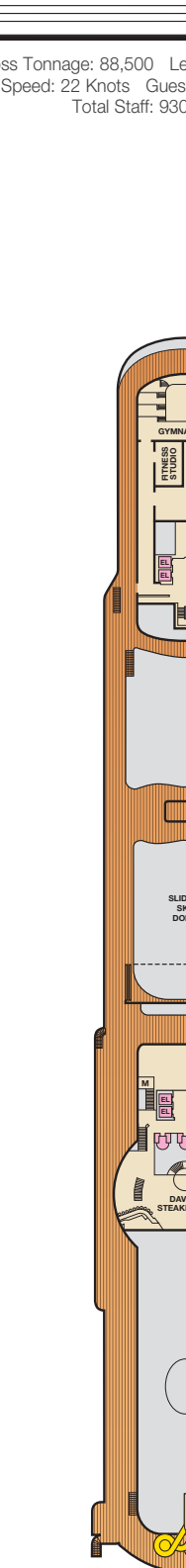
Panorama • Deck 8



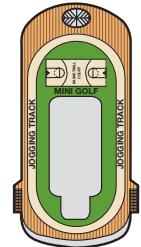
Lido • Deck 9



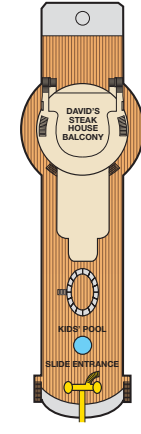
Sun • Deck 10



Sky • Deck 12



Forward Sports • Deck 11



Aft Sports • Deck 11

